



**District Report Card: 2017**


|                         |                            |
|-------------------------|----------------------------|
| <b>State:</b> Rajasthan | <b>District:</b> Jhunjhunu |
| <b>Class:</b> 5         | <b>Subject:</b> Language   |
| <b>Schools:</b> 60      | <b>Students:</b> 751       |


**Participation/Coverage**


**Students**

| <b>GENDER</b><br> | Boys   |       | Girls  |       |
|--|--------|-------|--------|-------|
|  | Number | %     | Number | %     |
|  | 369    | 49.13 | 382    | 50.87 |

| <b>AREA</b><br> | Rural  |       | Urban  |       |
|---|--------|-------|--------|-------|
|   | Number | %     | Number | %     |
|   | 644    | 85.75 | 107    | 14.25 |

| <b>CATEGORY</b><br> | SC     |       | ST     |      | OBC    |       | GEN    |      |
|--|--------|-------|--------|------|--------|-------|--------|------|
|  | Number | %     | Number | %    | Number | %     | Number | %    |
|  | 215    | 28.63 | 12     | 1.60 | 457    | 60.85 | 67     | 8.92 |

| <b>CWSN</b><br> | LD | VI | HI | S&LD | ID | Oth |
|--|----|----|----|------|----|-----|
|  | 0  | 0  | 0  | 2    | 3  | 3   |

| <b>Management</b><br> | Government |        | Government-aided |      |
|--|------------|--------|------------------|------|
|  | Number     | %      | Number           | %    |
|  | 751        | 100.00 | 0                | 0.00 |

**Average Performance of Students in Language (%)**

| Overall | Gender |        | Area  |       | Management |       | Social Group |       |       |       |
|---------|--------|--------|-------|-------|------------|-------|--------------|-------|-------|-------|
|         | Male   | Female | Rural | Urban | Govt.      | Aided | SC           | ST    | OBC   | GEN   |
| 76.56   | 76.08  | 77.02  | 75.43 | 83.30 | 76.56      | 0.00  | 77.40        | 78.33 | 76.03 | 77.11 |

## Performance on Learning Outcomes (LOs)

| Learning Outcomes | Description  | Average Performance(%) |
|-------------------|--|------------------------|
| L504              | Reads and comprehends independently storybooks, news items/ headlines, advertisements etc. | 74.27                  |
| L508              | Reads text with comprehension, locates details and sequence of events                      | 77.70                  |

| Range of Performance of Students who Answered Correctly |      |           |      |           |       |           |       |
|---|------|-----------|------|-----------|-------|-----------|-------|
| Below 30%   |      | 30% - 50% |      | 50% - 75% |       | Above 75% |       |
| Number  | %    | Number    | %    | Number    | %     | Number    | %     |
| 16  | 2.13 | 69        | 9.19 | 217       | 28.89 | 449       | 59.79 |

## Lowest Performing Learning Outcomes (LOs)

- 1 - Reads and comprehends independently storybooks, news items/ headlines, advertisements etc. (74.27)
- 2 - Reads text with comprehension, locates details and sequence of events (77.70)